

THE REGAL ROLLER

KATHERINE TEBBUTT

SHERIDAN COLLEGE

FACULTY OF CRAFT AND DESIGN

ACADEMIC YEAR 2022/2023

TABLE OF CONTENTS

- 5. Acknowledgements
- 6. Opening statement
- 8. Definitions
- 11. Background
- 12-Product Description
- 14. Brief
- 15. Design Motivation
- 16. Problem
- 18. Proposal
- 19. Differences
- 20. Target User
- 21. Aims and Objectives

23. RESEARCH

- 24. Difficulties on the go
- 26. Interviews
 - 30. 3rd party interviews
 - 32. Findings
- 33. Why we roll
- 35. Cannabis Design Market
- 36. Cannabis guidelines
- 39. Competition
- 41. Standardization
- 42. Luxury Items
- 43. Size Justification

TABLE OF CONTENTS

44. Joint Sizing

46. Rolling trays

48. Includes

50. Organization + Hygiene

52. Design Constraints

54. Material

56. Why vinyl

57. Concept Development

Concept 1

Concept 2

Concept 3

64. Ideation

66. Model Ideation

68. Final design concept

70. Final model

72. Features

renders, angles and views

80. Storyboard

82. Next steps

83. Bibliography

84. Appendix

ACKNOWLEDGEMENTS

I would like to thank my parents Robyn and Gordon for their continuous encouragement and patience. My sister Claire for all her participation and insight into my topic. My grandfather, Peter who will always be my first and favourite art teacher. My grandmother Sheila for her pride in my work. Mr Malcolm, my highschool art and ceramics teacher who encouraged me to go to Sheridan in the first place, and reminded his students to always be carefree with their creativity.

A special thank you to Odessa Parker and Miranda Bryden for taking the time to speak to me about their amazing work in the growth of the cannabis industry.

I would also love to thank my Capstone Professor Khalil for all the support, the research connections and enthusiasm in my thesis plan. As well as Doreen, Scot, and Lee for the feedback and knowledge they have given me.

Without these people I would not be here, nor would my thesis, and for that I will always thank you.

OPENING STATEMENT

As a cannabis enthusiast myself, I can appreciate the attentive and specific needs of cannabis users in their use and process of their consumption. Much of my own personal problem is the process of rolling a joint. Through the multiple steps it takes to create the joint, there are tools created to accommodate those needs to make it easier. This involves a flat surface, steady hands, and a place to hold your product and tools. I found that many of the accessories I previously bought were all missing components of the process I needed. I wanted to create an interactive, multi tool kit and rolling tray to assist in the need of rolling a joint on the go, or in a place where a flat surface may not be readily available.



DEFINITIONS

Cannabis joint: A joint is a common way to consume cannabis, which involves rolling ground-up marijuana into a thin paper, typically made of hemp. The joint is then lit and smoked, allowing the active compounds in the cannabis to be inhaled.

Marijuana: Marijuana, also known as cannabis or weed, is a plant that contains a psychoactive compound called THC. It is often used for its recreational or medicinal properties, and can be consumed in a variety of forms including smoking, vaping, edibles, and more.

Rolling tray: A rolling tray is a flat surface, typically made of metal or plastic, that is used to roll joints or other smoking materials. The tray is designed to catch any loose bits of cannabis or tobacco that may fall out during the rolling process, making it easier to keep the area clean.

Bong: A bong, also known as a water pipe, is a smoking device that uses water to filter and cool the smoke before it is inhaled. The device typically consists of a bowl for holding the cannabis, a water chamber, and a long tube for inhaling the smoke.

One hitter: A one hitter, also known as a chillum, is a small, pipe-like device that is designed to hold a small amount of ground cannabis. It is typically made of metal or glass and is designed for a single, quick inhalation, making it a discreet and portable option for smoking on-the-go.



BACKGROUND

The legalization of cannabis in many parts of the world has sparked a significant increase in the number of cannabis enthusiasts and a growth in the cannabis markets. With this rise in popularity, rolling trays have become an essential tool for smokers to keep their rolling accessories organized and easily accessible.


However, traditional rolling trays are often bulky, messy, and open, making them impractical for on-the-go use.

PRODUCT DESCRIPTION:

Introducing our extendable and portable rolling tray, **THE REGAL ROLLER** the perfect organizational tool for cannabis enthusiasts on-the-go. Crafted with attention to detail, our tray features accessory holsters to keep all your rolling essentials within reach, including hemp rolling papers, cannabis, a tamping tool, and an extra lighter.

Its extendable design allows you to adjust the tray to your desired size, making it the perfect addition to any smoking session. The tray's high-quality faux-leather shell adds sophistication to your smoking experience. Get the ultimate luxury and functionality in a rolling tray with **THE REGAL ROLLER**.

As a result, there is a growing need for a high-end portable cannabis rolling tray that can fit in average-size bags and be universal in use. Such a product would enable cannabis enthusiasts to enjoy the benefits of rolling trays without sacrificing convenience and portability, making it an essential accessory for the modern-day smoker.



BRIEF

As cannabis consumption becomes more mainstream, the need for sophisticated and practical smoking accessories is growing.

Present day rolling trays and miscellaneous bags are not properly equipped, often bulky, messy, and open, making them impractical for on-the-go use.

Cannabis enthusiasts need an innovative storage system that is specifically designed to store all tools and supplies required for preparing and consuming cannabis, as well as a solid surface for preparing their joints

DESIGN MOTIVATION

Legalization of cannabis has led to increased popularity and growth of cannabis markets. Rolling trays are now essential tools for cannabis smokers to organize and access their accessories. However, traditional trays are bulky, messy, and impractical for on-the-go use.

A high-end portable cannabis rolling tray is needed that can fit in average-size bags and be universal in use. This product would allow for convenience and portability, making it a must-have accessory for modern-day smokers.

PROBLEM

The problem being addressed is the inconvenience and lack of sophistication in traditional rolling trays. This creates a disorganized and inconvenient rolling process for cannabis users, especially when on-the-go.

Additionally, there is a stigma associated with cannabis use that can make it difficult for individuals to enjoy the plant without feeling like they are breaking societal norms.

The product aims to address these issues by offering a portable and high-end rolling tray that enhances the user's experience and elevates the perception of cannabis use.

The use of high-quality faux-leather in the design of the rolling tray adds an element of luxury and sophistication, making it an accessory that users can feel proud to use and display, as well as addressing the ethical concerns of the many vegans who use cannabis.

Ultimately, the product provides a practical and high-quality alternative for modern-day cannabis enthusiasts who value convenience and sophistication in their smoking experience.

DESIGN PROPOSAL

The problem addressed by **THE REGAL ROLLER** is the lack of a practical, portable, and high-end rolling tray that can cater to the needs of modern-day cannabis enthusiasts. Traditional rolling trays are often bulky, messy, and difficult to transport, making them unsuitable for on-the-go use. This results in a disorganized and inconvenient rolling process for cannabis users, especially when they are outside of their home environment.

THE REGAL ROLLER aims to address this issue by offering a more sophisticated and high-end cannabis accessory that can enhance the user's experience and elevate the perception of cannabis use.

In this way, the product can help break down the stigma associated with cannabis use and provide a more positive and enjoyable experience for users who seek a more sophisticated approach to their cannabis consumption.

HOW IT DIFFERS FROM OTHER TRAYS

First, it is designed for a specific purpose - rolling joints on-the-go, which is a common need for cannabis consumers.

Secondly, the product is not just a combination of random accessories but includes connected panels with accessory holsters that provide easy access to all the necessary tools required for the rolling process, including a flat and stable rolling tray


The shell of the tray is made of high-quality faux-luxury leather, which enhances the product's aesthetic appeal and sophistication

Compared to other portable cannabis accessory sets on the market, the extendable and portable rolling tray stands out as it provides a specific solution to a common need and is designed to enhance the consumer experience in a stylish and functional way. Experience the epitome of luxury and functionality with our extendable and portable rolling tray.

Designed for those who demand the best from their cannabis products and accessories, this tray is the perfect addition to your smoking arsenal.

TARGET USER

Cannabis enthusiasts who seek both convenience and sophistication in their smoking experience. They desire an organized, practical, and stylish tool kit for on-the-go rolling and smoking. Quality is crucial, and they are willing to invest in high-quality cannabis accessories.



AIMS AND OBJECTIVES

AIMS

- To design a functional and durable rolling tray that meets the needs of users who require a rolling tray
- To create a rolling tray that provides ample space for rolling and storing accessories.
- To ensure that the rolling tray is easy to clean and maintain
- To develop a rolling tray that is aesthetically pleasing and appealing to users.

OBJECTIVES

- Conduct research on existing portable rolling trays to identify common user needs, preferences, and pain points
- Develop a range of design concepts that address the identified user needs and preferences
- Select the most feasible and viable design concept based on criteria such as functionality, durability, portability, and aesthetics
- Develop a detailed design specification that outlines the materials, dimensions, features, and manufacturing process for the rolling tray
- Develop a marketing strategy to promote the rolling tray to potential users, including highlighting its features and benefits, showcasing its usability and durability, and emphasizing its portability and customization options

RESEARCH



DIFFICULTIES ON THE GO

Main problems in transporting cannabis on the go:

- Containers opening and spilling product
- Containers not being odour proof



- Losing accessories in purses, backpacks, drawers etc.



- Messy bags with nothing to organize accessories



- Spilling your product when attempting to balance everything on your lap



INTERVIEWS

Trevor Standen-mechanic

What is your preferred way to consume with others

Joint for sure. Joints are easier to pass around, but I don't like how I share germs with others. It feels different when I hand someone my vape pen to use.

What is your preferred way to consume

Preferred way to smoke would be through a joint, but for convenience purposes I use a vape 510 cartridge to avoid smells.

Do you have any rituals or patterns you follow in your consumption?

Before I smoke, I always prepare a drink, have some snacks available and close because I will be too lazy to move and make something after, then I will get a blanket and get myself situated in a chill space. Doing this makes it really easy to fall asleep, sort of like my own form of meditation.

How often do you consume cannabis

Everyday, specifically at night during weekdays because at work I have to be very focused and detail oriented.

Why do you consume cannabis

Helps my physical wellbeing, ie, back problems, stomach pains. Helps me get to sleep and relax after a long day.

Claire-Amazon worker

What is your preferred way to consume

Joint or bong for sure. Joints are fun because they can taste good, and bongs can get you high really quickly.

Do you have any rituals or patterns you follow in your consumption?

I always have music playing. I take some time to do some mind puzzles, like cross-words and sudoku. I now usually sit in the garage so its a bit warmer, so I have a quiet place to do some 'selfcare' take my time to roll something nice.

How often do you consume cannabis

Everyday, probably 2-3 times a day.

Why do you consume cannabis

Because it is fun. I have time to waste and this is a good way to open my mind and think of new ideas. It is a really nice feeling, I like having something to do

JENNIFER KARV- RECEPTIONIST

What is your preferred way to consume with others

Well, I always have my butters and out of bowls on me because I'm an avid Baker, but I always have several joints on hand. I have a small box by my front door for when I have guests over so we're always ready. Joints are definitely the easier, just a grab and go.

Should we be more open about consuming in a public setting?

We should definitely be more open about it. It's a plant that doesn't harm people. In fact, it helps people. I've never heard of someone on weed doing some thing recklessly stupid, or hurting themselves. I'd love an actual place where I can buy my edibles. love baking, but it can be a hassle. I love when my friends come over, Have coffee over edibles and just have a good time.

What is your preferred way to consume

Definitely edibles or butters. I can control my own supply as well as how much I put in each one.

Do you have any rituals or patterns you follow in your consumption?

Well, obviously making edibles. It's a whole process of actually cooking and preparing the butter myself. So that itself kind of feels like a pattern, having to prepare things a certain way and dole it out as well. I also try my best to take them when I get home so that I can be productive with the rest of my night so I do my best to get all my cleaning done and listen to music at the same time I feel just very relaxed and very positive and I know that when I'm done I'm gonna wake up with a clean house!

Why do you consume cannabis

But also, I've suffered from depression most of my life as well. I think this is definitely evened out a bit of the issues I was dealing with before. It also just gives me a break from dealing with the craziness that I keep in my brain.

IZADORA -TATTOO ARTIST

Why do you consume cannabis?

Same reason as anyone I honestly really enjoy it. It's an easy way to get my friends together and just something to do while we hang out it means that we can catch up faster and gives us a reason to talk. helps us talk about things without heating up the conversation.

Do you have any rituals or patterns you follow in your consumption?

I think my biggest one is my rolling papers. I have a small box for my stash and a really cute dispenser for my rolling papers. Kind of makes it more fun to put it together and almost like a toy from being a kid and as if it's like a craft.

What is your preferred way to consume with others in a group setting?

Definitely a joint easier to transport, and I can keep it in my bag verses about that could shatter easily and it's always really heavy. I also think you save some money with joints.

THIRD PARTY INTERVIEWS

ODESSA PARKER-CONTENT CREATOR

AT CANOPY GROWTH

Odessa was the head content creator of Canopy Growth, one of Canada's largest cannabis business, from 2018-2019. She experienced the industry just as it became legalized, so she had to deal with many obstacles in her designs. Odessa explained how we are being infantilized by corporations and the Canadian government by being denied proper education and access to information on cannabis and its many benefits. Much of the development of her content was created specifically with aesthetics as the main focus, but with no speak of actually cannabis consumption. She had to learn how to create her content to say something, without actually saying words that could be off putting such as smoking, cannabis, weed, etc.

By doing so, it continues the stigmatization of cannabis users and puts more pressure on the already extreme Canadian regulations. She also went into detail into how the provincial government controls are essentially set up to be confusing to developers in terms of the trends, regulations and potencies being sold. (Potency being how much THC is in the product).

MIRANDA BRYDEN-PROJECT MANAGER

AT CANOPY GROWTH

Miranda Bryden was the project manager of operations at Canopy Growth for the creation of the first ever CBD vape; WHISL. Through my findings within my two initial interviews, Miranda went into detail into how the provincial government controls are essentially set up to be confusing to developers in terms of the trends, regulations and potencies being sold. (Potency being how much THC is in the product). It is often encouraged by budtenders (people who work in dispensaries) to take something with a higher potency claiming it is “premium” this is very often not the case.

Much of Miranda’s purpose for the WHISL was for helping consumers manage their moods at any time of day. To achieve focus, calmness, or sleep that can fit with anyone’s daily routine/ritual. She explained the hurdles it took just to get the idea off the ground to the stopping of the process just 2 months before their largest national retail launch due to new regulations being placed to prevent shipping. Although the information is not hidden from the public, it is not as publicized as other news topics. Exposing myself to the deeper and political aspects of the industry has me appreciate

INTERVIEW FINDINGS

In these interviews, the individuals discuss their preferred ways of consuming cannabis, as well as any rituals or patterns they follow. Izadora, a tattoo artist, enjoys smoking joints with friends as it allows them to catch up and talk without heating up the conversation. Jennifer, a receptionist, prefers edibles or butters that she can make herself as it helps with her depression and allows her to control the dosage. Claire, an Amazon worker, likes smoking joints or using a bong while doing mind puzzles and sitting in a quiet space. Trevor, a mechanic, enjoys smoking joints but uses a vape pen for convenience purposes. He also prepares drinks and snacks before consuming as it makes it easy to fall asleep. Overall, these individuals consume cannabis for various reasons, including for fun, physical wellbeing, and relaxation after a long day.

WHY WE ROLL

Hand-rolling joints is an important cultural practice in many parts of the world, particularly in regions where cannabis use is part of the local culture. There are several reasons why hand-rolling joints is considered significant from a cultural standpoint



Tradition and history: In many cultures, the practice of rolling and smoking joints has become an integral part of local traditions, rituals, and social gatherings

Skill and craftsmanship: Rolling a joint by hand requires a certain level of skill and practice. In many cultures, hand-rolling joints is considered an art form, and skilled practitioners are respected and admired for their craft

Social bonding: Rolling and sharing joints is often a social activity that brings people together. It is a way of bonding and connecting with others who share a similar interest in cannabis culture

Personalization and customization: Hand-rolling joints allows for a high degree of personalization and customization. Smokers can adjust the size, shape, and potency of their joints based on their personal preferences

Respect for the plant: Hand-rolling joints is often seen as a more respectful way of consuming cannabis, as it requires the smoker to take time and care in preparing the plant for consumption

Overall, hand-rolling joints is an important cultural practice that reflects the history, traditions, and values of many communities around the world. It is a way of connecting with others, expressing creativity and skill, and showing respect for the plant

CANNABIS DESIGN MARKET

Legalization of cannabis has led to opportunities for innovative and aesthetically pleasing products in the industry.

Current trends include the use of sustainable materials, minimalistic designs, and innovative packaging.

Vaping technology has revolutionized how people inhale substances, with devices becoming more sophisticated.

The future of cannabis design is likely to be shaped by legalization, technological advancement, and changing consumer preferences.

Personalized cannabis products and sustainability are potential areas of growth.

Designers must stay on top of emerging trends and technologies to create products that meet the evolving needs and preferences of consumers

CANNABIS GUIDELINES

In Canada, the Cannabis Market is highly regulated to ensure it's done in an ethical and responsible manner. Cannabis marketing and regulations in Canada are governed by federal and provincial laws. Here are some key points to keep in mind:

Legal Age: The legal age to purchase and consume cannabis is 19 years old in most provinces and territories

Sale of Cannabis: Cannabis can only be sold legally through licensed cannabis retailers, which are regulated by provincial or territorial governments.

Online sales are also permitted through government-operated websites or licensed private retailers.

Advertising:

- Cannabis advertising is heavily regulated in Canada.
- Advertising cannot be appealing to youth
- Cannot make any false or misleading claims, and cannot depict anyone under the age of 25.
- Must also include a health warning, and cannot be placed in areas where they are visible to youth.

Packaging and Labelling:

- Cannabis packaging must be plain
- child-resistant
- standard labelling requirements such as the THC and CBD content
- product and manufacturer's name and contact information.
- include a health warning and a standardised cannabis symbol.

Product Restrictions:

-Certain products, such as edibles and concentrates, have specific restrictions on their THC content and packaging.

Retail Restrictions: Retail cannabis stores are subject to various restrictions such as hours of operation and location requirements, and some municipalities have banned the operation of cannabis stores entirely.

It is important to note that each province in Canada may have its own specific regulations on cannabis marketing and sales. Additionally, the federal government regularly reviews and updates cannabis regulations as the industry continues to evolve.

COMPETITION IN THE MARKET

The association of cannabis with luxury brands is a relatively new phenomenon.

With the growing trend towards the legalization of cannabis in many parts of the world, luxury brands are beginning to take notice of the potential market for high-end cannabis products.

The emergence of luxury cannabis brands has also been fueled by the rise of the wellness industry, with cannabis being touted as a natural remedy for a range of health issues.

Today, luxury cannabis brands are becoming more prevalent, with some companies producing premium products with sleek packaging and premium branding. As the legalisation of cannabis continues to spread, it is likely that the association of cannabis with luxury brands will become even more prominent.

Marijuana's comparison to alcohol or tobacco is like comparing apples to oranges. These products have a different psychological and physical effect on consumers that use and distribute alcohol and tobacco. As a result, the government took different approaches to the legalization of medical and recreational cannabis. While current societal policies regarding cannabis are changing, there is still intolerance against the usage.

The problem with cannabis is that it stems from a visual history of "stoners" and does not necessarily reach its newfound consumers. As a designer, I had the realization that even if consumers use cannabis products, it does not define them. Not everyone wants to stand out. Although for many people it is a very important part of their daily lives and identity as such, but it can shift from privately to publicly.

STANDARDIZATION

Standardization is crucial in the cannabis industry to ensure compliance with federal, state, and local regulations and to guarantee consistency, quality, and safety in products and accessories. This includes testing, labeling, manufacturing, and retail sales practices.

Consistent sizing of accessories helps ensure compatibility with other products and accessories, enables efficient production and supply chain management, and benefits both the industry and the consumer.

Efforts are being made to establish consistent standards for testing, labeling, manufacturing, and retail sales, despite varying sanitization standards across jurisdictions.

PERSONALISED AND LUXURY ITEMS

There are several reasons why consumers might enjoy personalised cannabis rolling trays and tools:

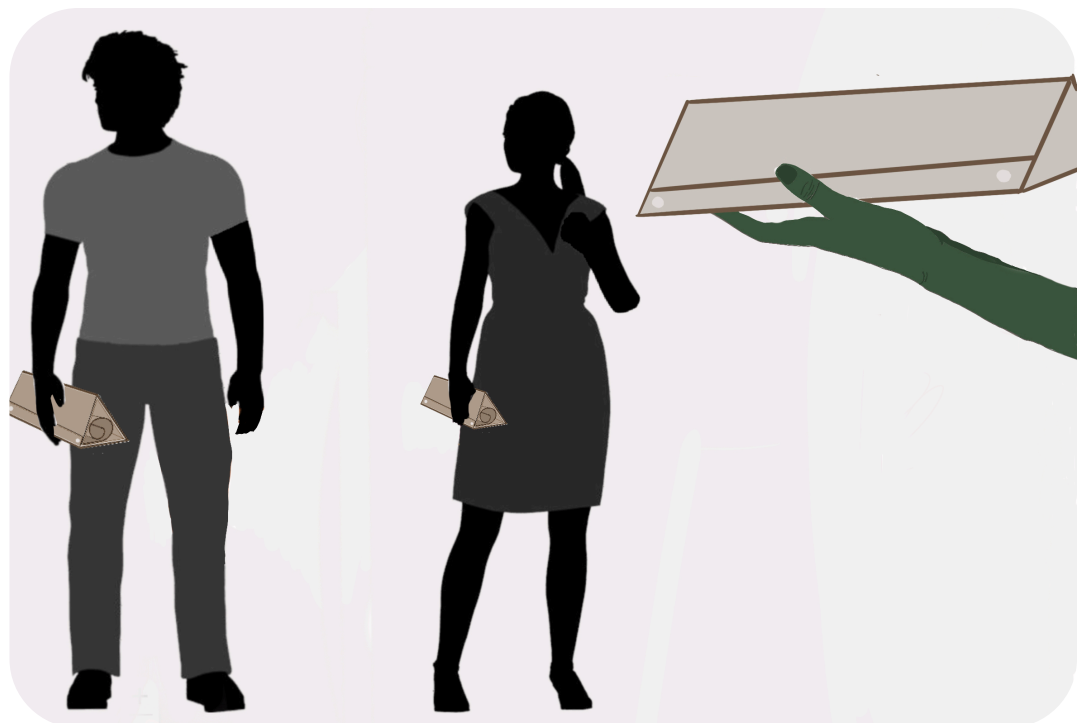
First, personalised rolling trays and tools can add a sense of individuality and personality. By having a tray or tool customised with their name, favourite colours, or unique design, consumers can make their cannabis consumption experience feel more personal and special.

Second, personalised trays and tools can also make for great gifts for friends or loved ones who enjoy cannabis.

Third, personalised rolling trays and tools can also be functional. By having a customised tray or tool, consumers can ensure that they have the exact features they need for their specific cannabis consumption routine.

SIZE JUSTIFICATION

The average size of purses and backpacks can vary depending on the style and purpose of the bag, typically they range from around 10"-20" in length, 5"-10" in width and 8"-15" in height.



JOINT SIZING

Cannabis joint sizes can vary, but the most common sizes are typically referred to as "**small**," "**medium**," and "**large**." The size of a joint can affect the amount of cannabis it can hold and how much smoke it produces.

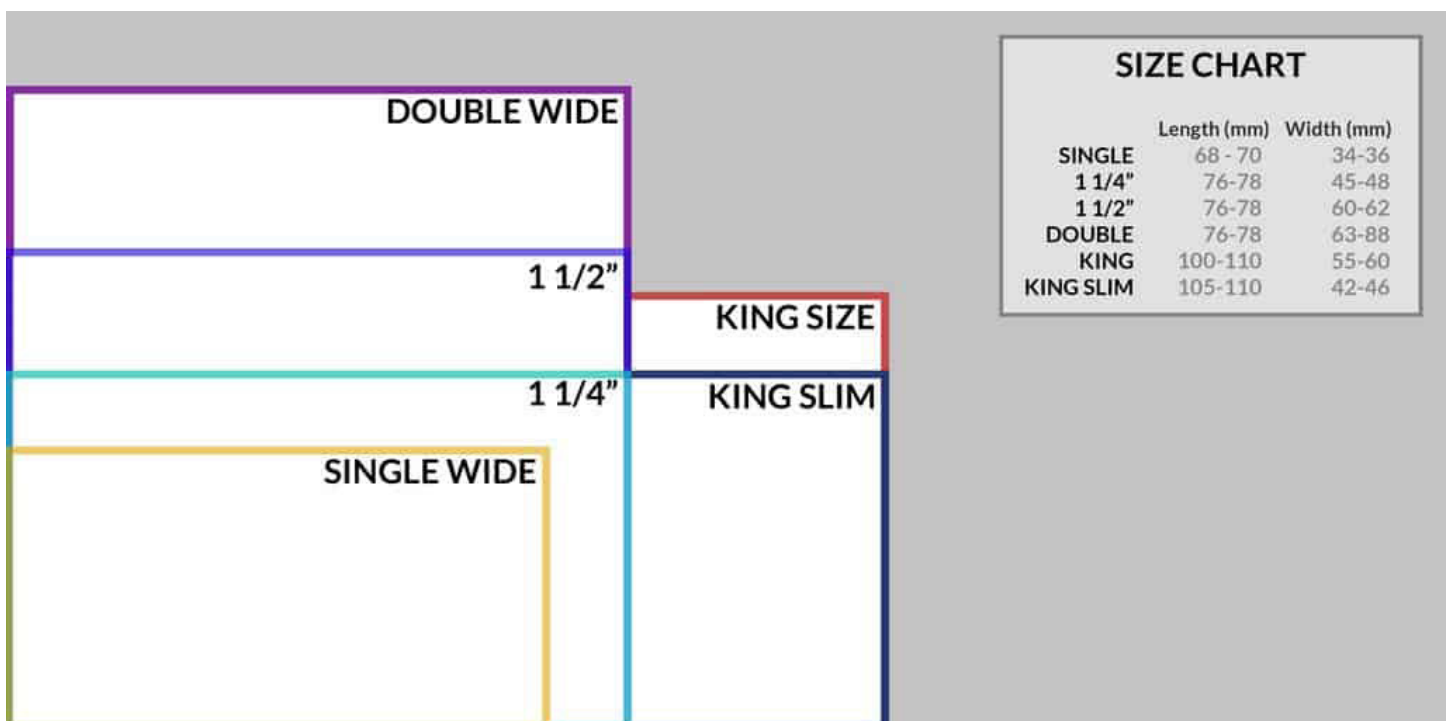
A SMALL JOINT is typically around 0.25 grams and is perfect for those who want a quick hit or are looking to conserve their cannabis.

A MEDIUM JOINT usually contains around 0.5-0.75 grams of cannabis and is a good choice for those who want a longer smoking session without getting too high.

A LARGE JOINT is typically over 1 gram and is best for more experienced smokers who can handle the stronger effects.

It's important to note that joint sizes can vary depending on who rolls them, and some people may choose to roll "king size" joints that contain even more cannabis. It's always a good idea to start with a smaller joint and gradually work your way up to larger sizes as you become more comfortable with smoking cannabis.

Rolling paper sizes



ROLLING TRAYS

Rolling trays used for smoking or rolling "cigarettes" typically come in smaller sizes. The size of a rolling tray can vary, but they are usually around 6"-12" in length, 4"-8" in width and no more than 2" in height



There is a wide range of rolling trays available on the market for cannabis use, ranging from simple plastic trays to more elaborate trays made from higher-quality materials such as metal, wood, or stone.

Plastic trays tend to be the most affordable option and are easy to clean, but they may not be as durable as trays made from higher-quality materials.

Metal rolling trays are also popular due to their durability and sleek appearance, but they can be prone to scratches and may require regular maintenance to prevent rusting.

Wooden rolling trays are another option that offers a more natural and rustic look. They can be crafted from a variety of different types of wood and can be more durable than plastic or metal trays.

Stone rolling trays are the most luxurious option, but they tend to be the most expensive and may be more difficult to clean.

INCLUDES

The compartments are designed to store the necessities:

- Rolling papers
- Filter tips
- Lighter



ORGANIZATION AND HYGIENE

It is important to keep your cannabis rolling tools and accessories organized and hygienic for several reasons:

Convenience: Having your rolling tools and accessories organized and in one place makes it easier and faster to roll a joint or blunt. You won't have to search for papers, filters, or lighters when you need them.

Efficiency: Keeping your tools and accessories organized can help you roll better and more consistent joints. You'll have everything you need within reach, and you won't waste time looking for misplaced items.

Cleanliness: When smoking cannabis, it is essential to maintain good hygiene to prevent the spread of germs and bacteria. Rolling trays, papers, and other accessories can easily become contaminated if not kept clean, which can lead to health issues.

Flavor: Rolling tools and accessories that have not been cleaned properly can affect the flavor and aroma of the cannabis. Dirty tools can add an unpleasant taste to your joint or blunt, ruining the experience.

Longevity: By keeping your rolling tools and accessories clean and organized, you can extend their lifespan. Proper maintenance can prevent damage and ensure that your tools and accessories last longer.

DESIGN CONSTRAINTS

Must:

- The rolling tray should be small and compact for easy portability.
- The tray must have a smooth, non-stick surface for easy rolling.
- The tray must be made of non-toxic, food-safe materials.
- The tray must have compartments for storing rolling papers, filters, and other smoking accessories.
- The tray must have a locking mechanism to keep the contents secure during transportation.
- The tray must be easy to clean and sanitize.

Should:

- The rolling tray should be lightweight for ease of transport.
- The tray should have a raised edge to prevent any loose material from falling off.
- The tray should have a sleek and modern design.
- The tray should have a removable top layer for easy cleaning.

Could:

- The rolling tray could be customizable with graphics or personalised designs.
- The tray could have a built-in rolling tray holder or ashtray.
- The tray could be made of eco-friendly materials.
- The tray could have wheels and a handle for easy transportation.

MATERIALS

SILEATHER

Sileather is a synthetic leather alternative made by the company SiLi Technologies, LLC. Sileather is a unique material that offers several advantages over traditional leather including durability water resistance and easy maintenance.


DURABILITY: made using Advanced manufacturing techniques that create a material that is much more durable than traditional leather it can withstand abrasions scratches punctures without tearing or degrading

WATER RESISTANCE: naturally water resistant, making it an excellent material for use in a variety of applications where moisture resistance is important traditional leather can absorb water and become damaged and discolored quite easily

EASY MAINTENANCE: easy to maintain requiring only a damp cloth to clean unlike traditional leather that requires special cleaning products.

SUSTAINABILITY: an eco-friendly alternative to traditional leather made using a sustainable manufacturing process that reduces waste and is free of harmful chemicals. vegan friendly

SILEATHER is a versatile and durable material that offers several advantages over traditional leather. It is a great choice for a variety of applications including fashion automotive and Furniture, among others. Sileather also comes in dozens of colours



<http://www.silco.com/.../uploads/2017/05/sileather-90s-pla1075-3.jpg>

WHY VINYL

Faux leather is a durable material that can withstand frequent use. It is also water-resistant, making it easy to clean and preventing damage from spills. Faux leather is also scratch-resistant, which is important for maintaining the tray's appearance over time

Differences:

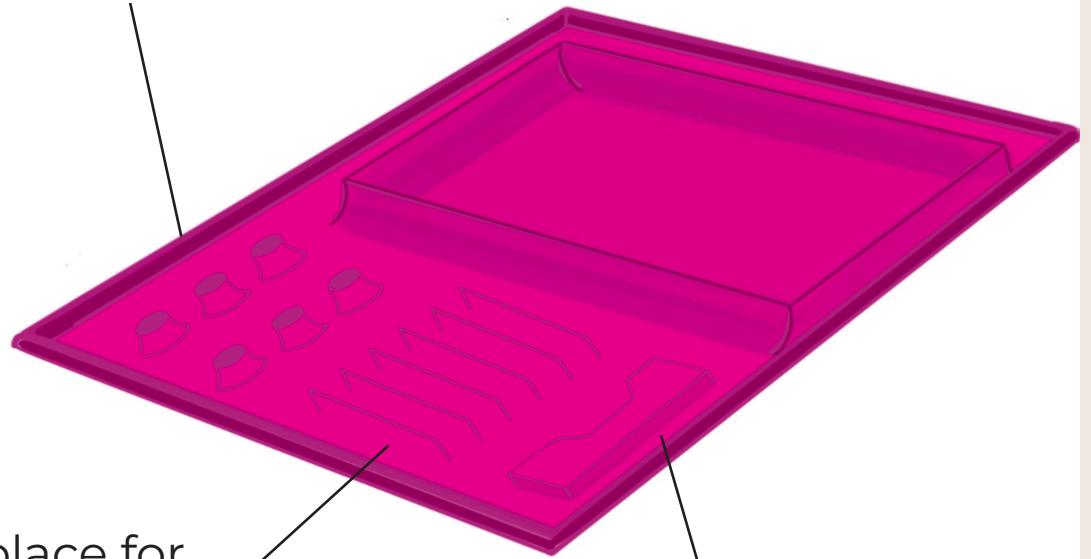
- Vinyl stretch upholstery fabric is typically less expensive than leather.
- Leather is a natural material and can have a unique, luxurious look and feel that cannot be replicated by synthetic materials like vinyl.
- Vinyl stretch upholstery fabric is more resistant to stains and water damage than leather.
- Leather may require conditioning to maintain its suppleness and prevent cracking, whereas vinyl does not.
- Leather is more susceptible to damage from scratches or punctures, whereas vinyl is more resistant to such damage.

INITIAL CONCEPT DEVELOPMENT



Concept 1


Place to hold finished joints or store bought cones for accessibility

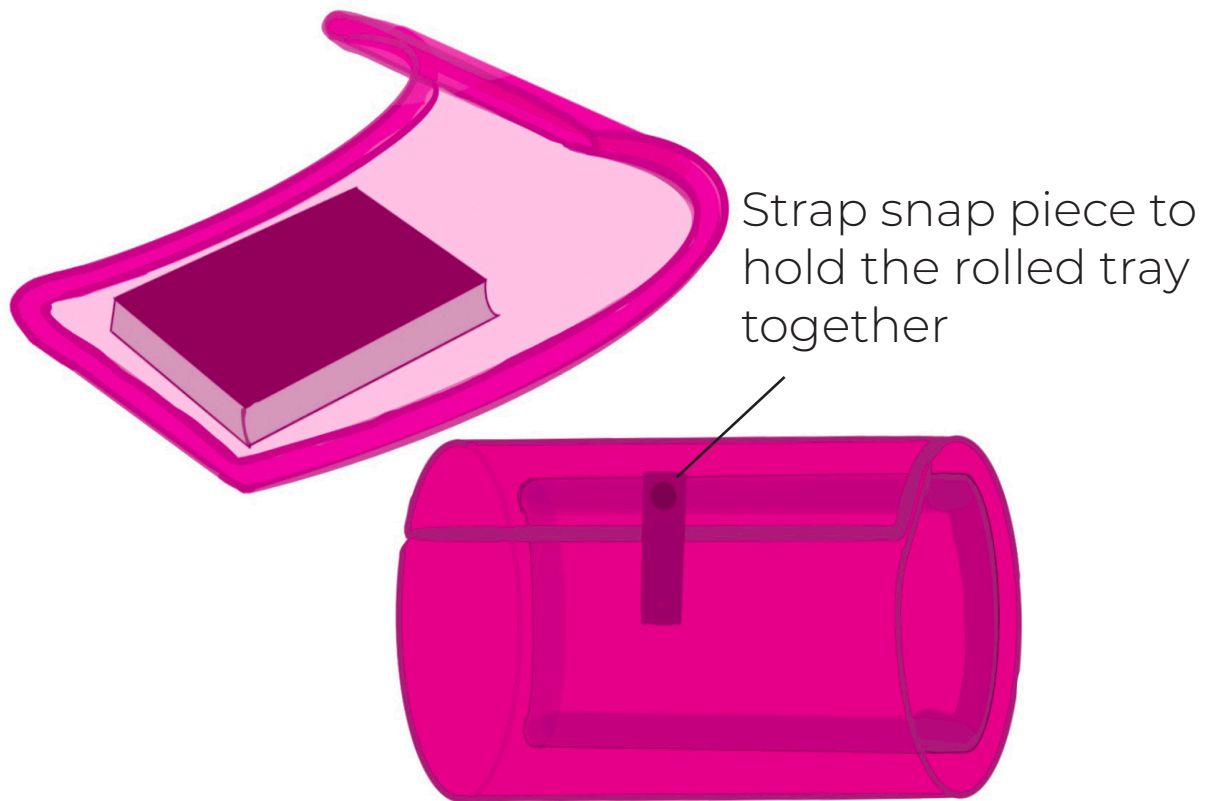
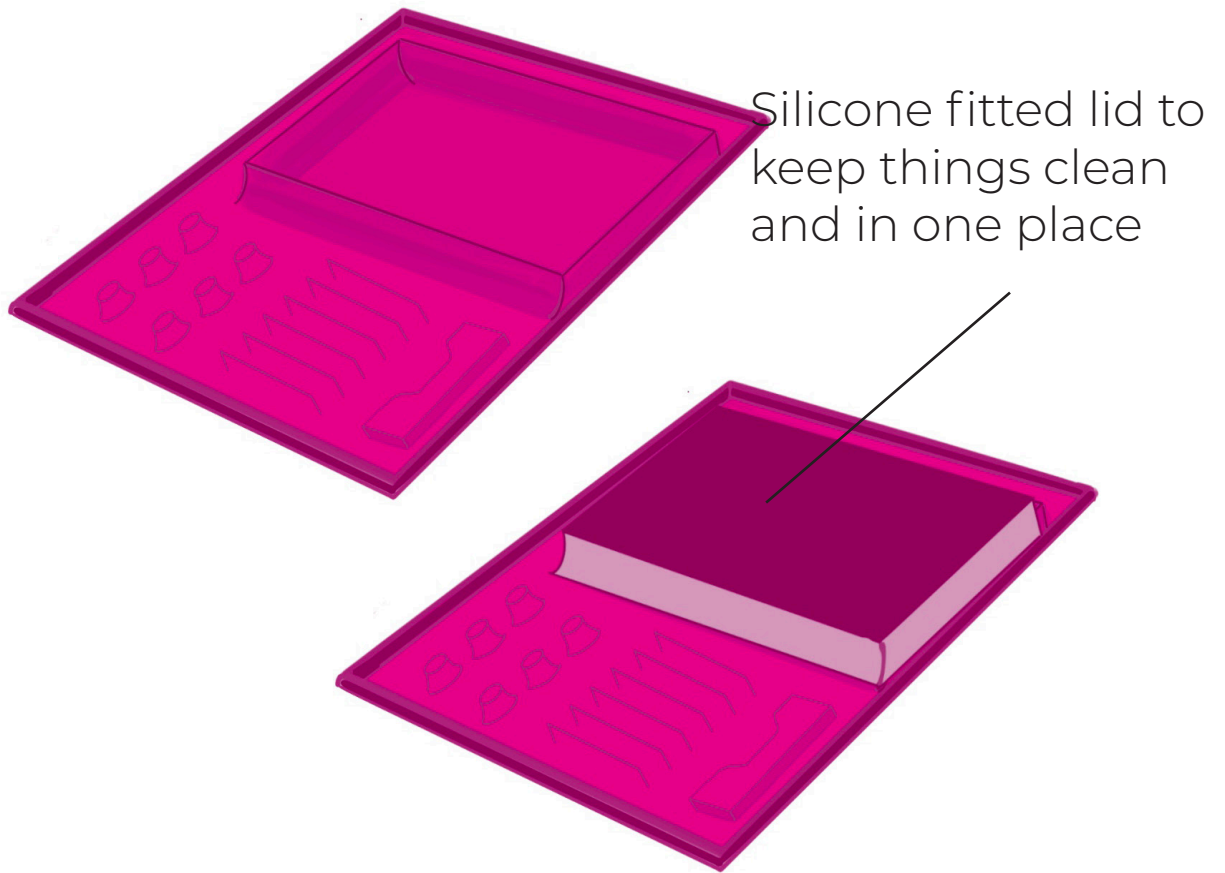


Another storage place for finished joints where they can be laid flat and held in place.

Extra place to hold rolling papers

Silicone material making portability easily by rolling up the tray on the go.





Concept 2

This keychain is a portable tube that allows people to carry individual mouthpieces and a joint clip on a person to share with others



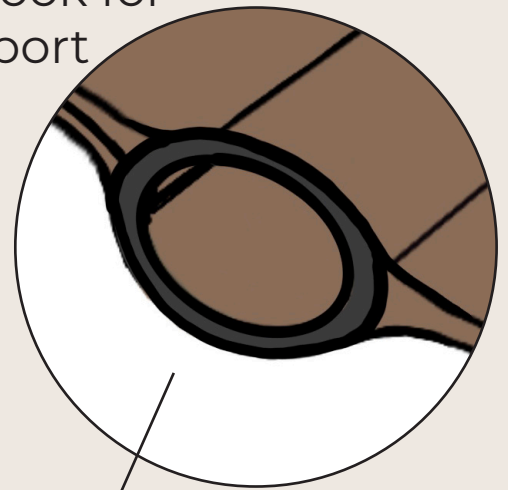
Slim plastic holder to store mouthpieces

Keychain hook for easy transport

Magnetic ring

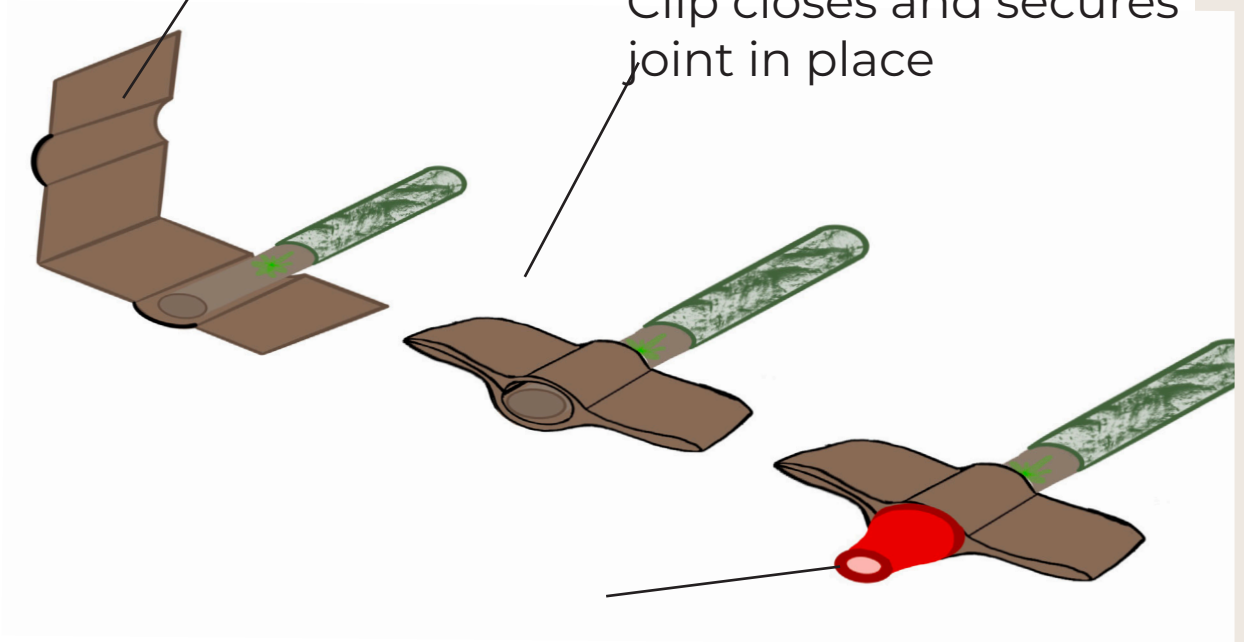
Mouth piece

Magnetic ring to attach to clip



Clip opens to allow joint to be placed in

Clip closes and secures joint in place



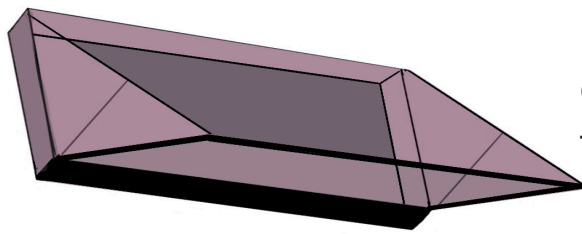
Attach mouthpiece to clip

In Situation

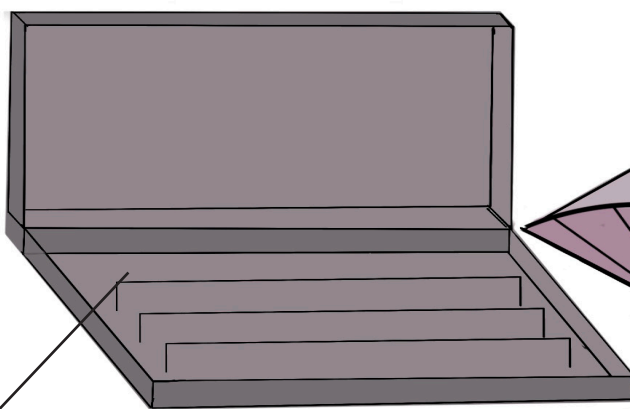
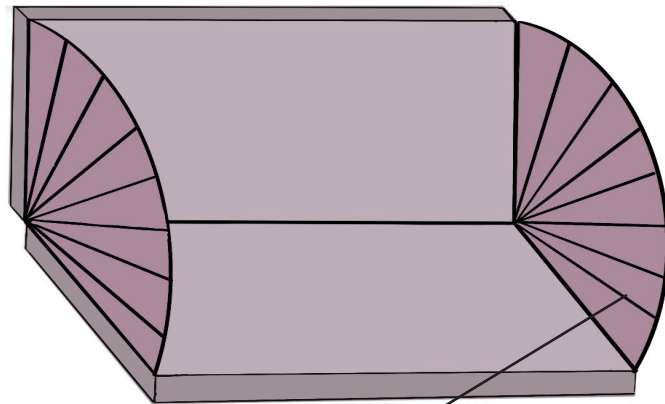


Concept 3

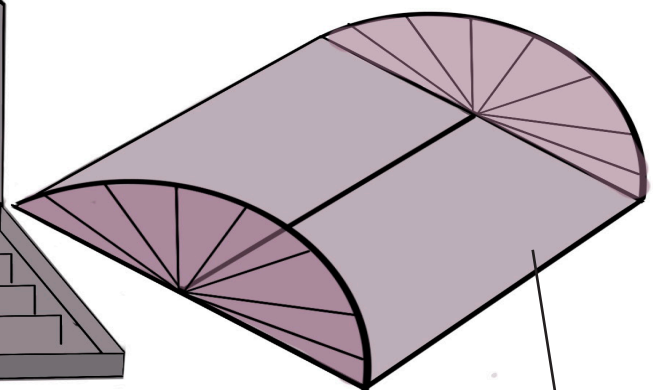
This is a rolling tray that folds out from a joint holder/case. The rolling tray fans out from one side of the case, while the other side holds prerolled joints



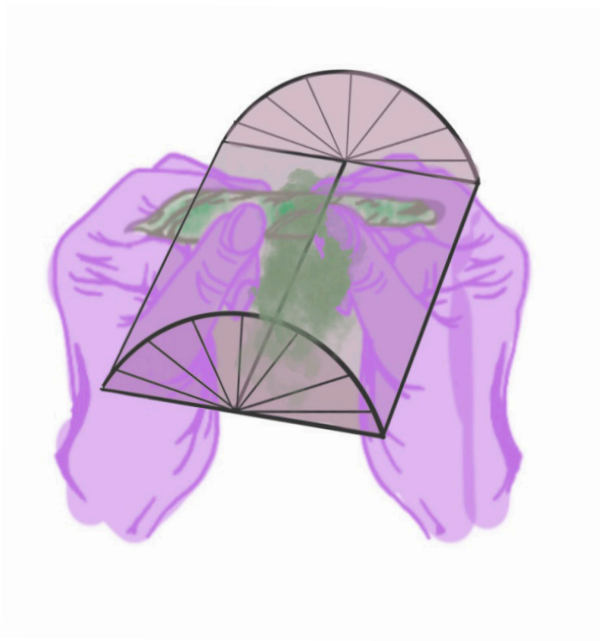
Fit's into one side of the case and not be in the way to create more room.



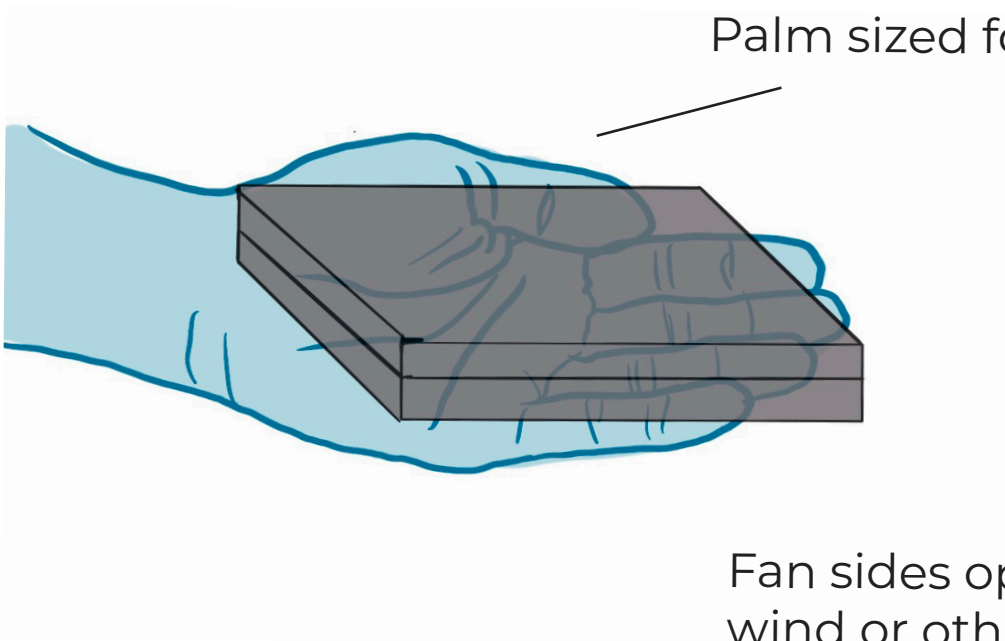
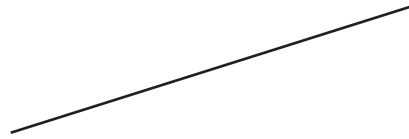
Extra spaces to hold finished joints



Can be removed from case



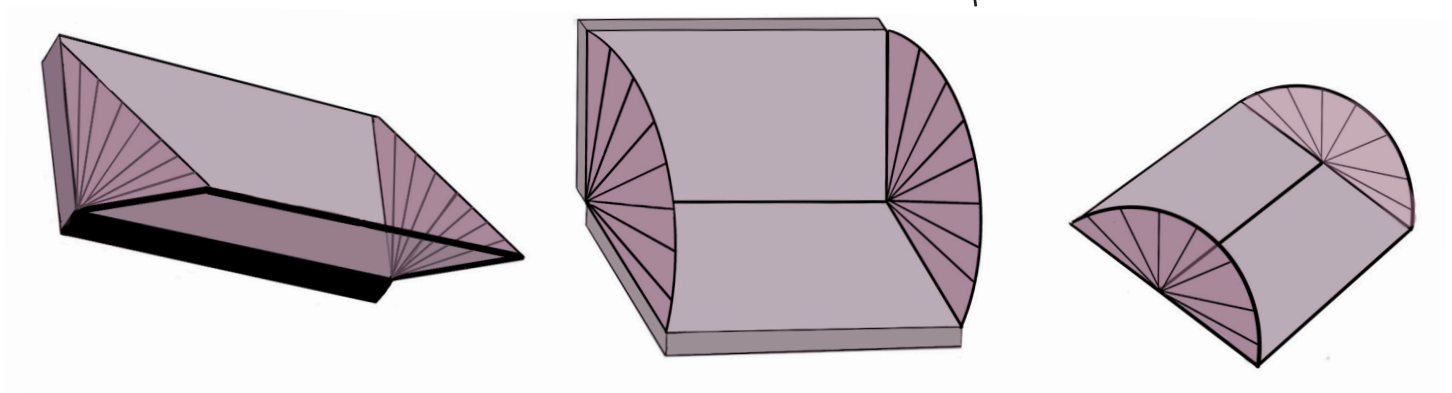
Rolling tray opens up in a fan shape for on the go rolling.



Palm sized for easy carrying

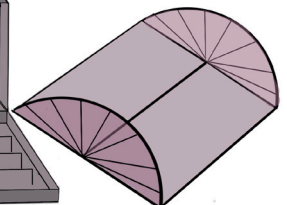

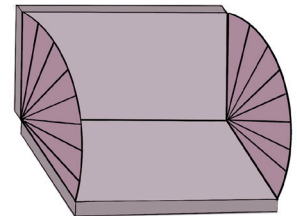
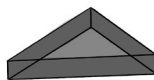
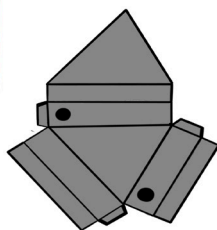
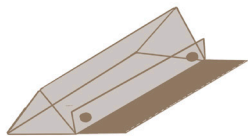
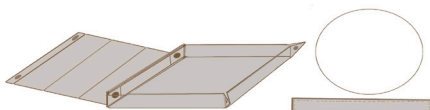
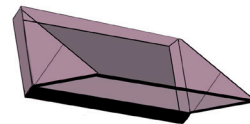


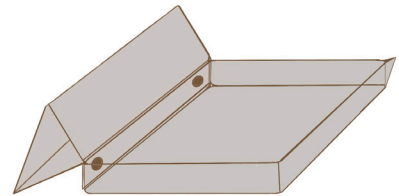
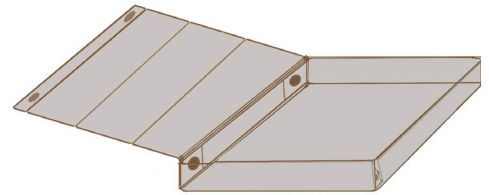
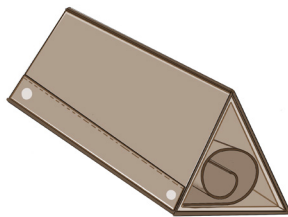
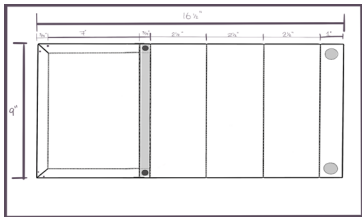
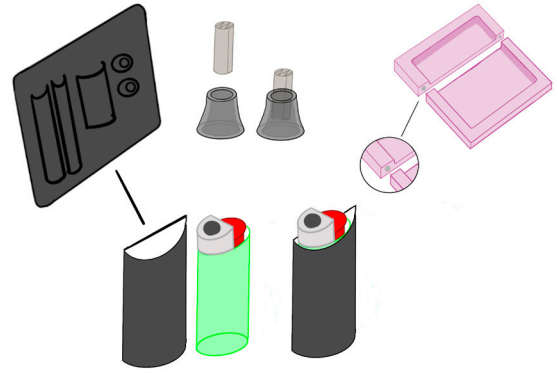


Fan sides opens to prevent wind or other elements from messing with your work







IDEATION

EARLY IDEATION SKETCHES OF THE REGAL ROLLER



EARLY IDEATION MODELS FOR THE REGAL ROLLER






FINAL DESIGN CONCEPTS

I began to work with the vinyl practicing different methods of attaching pieces together, layering, and understanding the form and structure I had to create.





FINAL MODEL



Crafted with attention to detail, the connected panels of this tray feature accessory holsters to keep all the parts you need for the rolling process at your fingertips. This includes a designated spot for hemp rolling papers, cannabis, a tamping tool, and even an extra lighter.

The holsters ensure that everything you need for a flawless roll is easily accessible and organized. This feature not only saves you time but also helps you avoid losing any of the small components.

With its flat and stable surface, our rolling tray provides the perfect foundation for a flawless roll every time. No more uneven rolls or spills due to unstable surfaces!


Plus, its extendable design ensures that you can adjust the tray to fit your needs, making it the perfect size for any smoking session. This feature makes it easy to pack up and take with you on the go, making it a perfect tool for the modern-day cannabis enthusiast.

The shell of the tray is made of a high-quality, faux-luxury leather that is both durable and stylish. This ensures that the tray is not only functional but also serves as a statement piece that adds sophistication to your smoking experience.

FEATURES

Some of the main features of this product include:

- Magnetic connectors for extra security
- High End luxury material
- Custom organization straps
- Accessories to assist in the process of rolling a joint
- Stow away easy
- Strap for easy carry on
- Colour coded containers



CUSTOM ORGANIZATION
STRAPS



MAGNETIC CONNECTORS FOR
EXTRA SECURITY



COLOUR CODED CONTAINER
LIDS

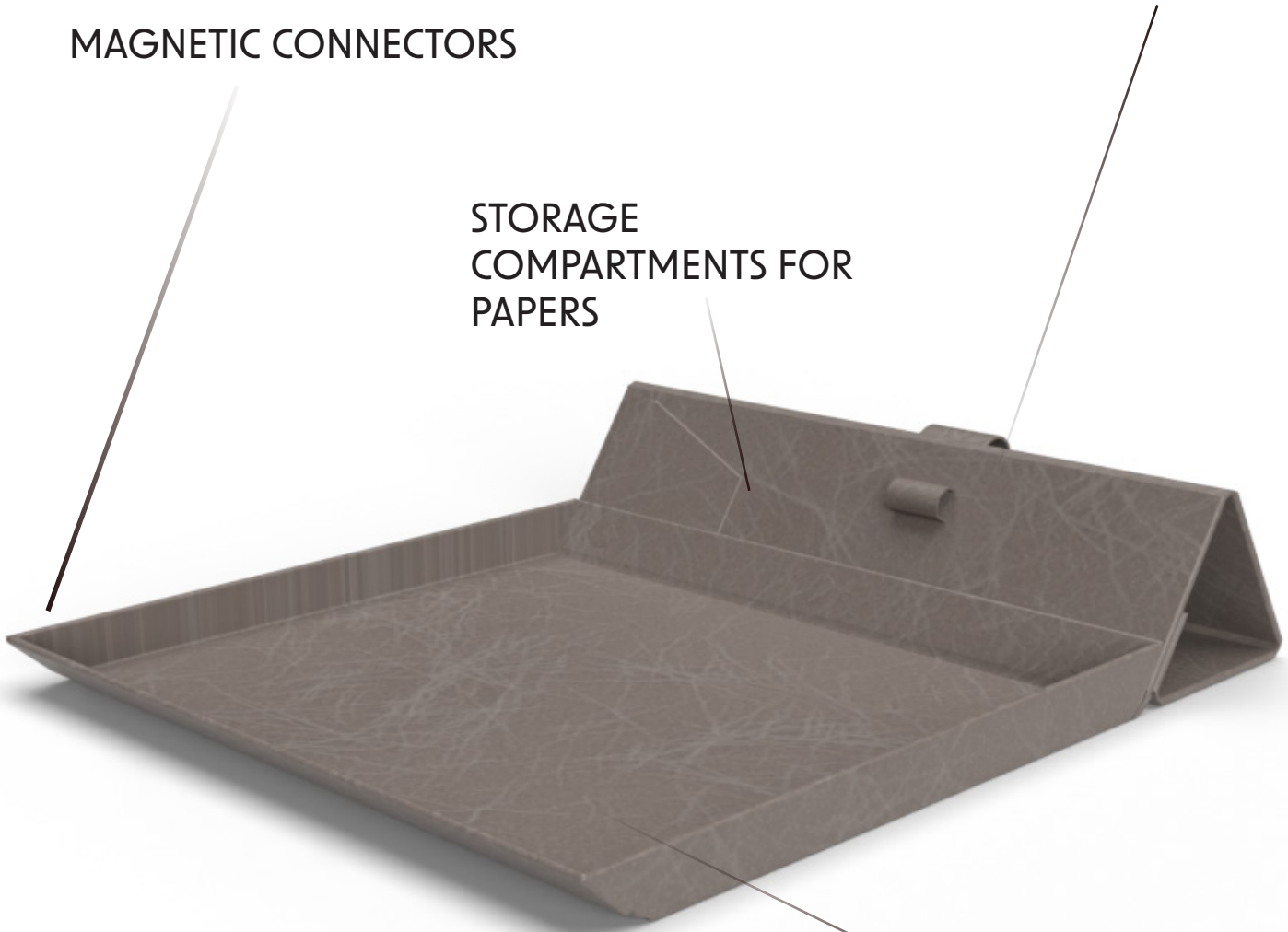


CUSTOM ORGANIZATION
STRAPS

MAGNETIC CONNECTORS


STORAGE COMPANRTMENTS
FOR LIGHTER

STORAGE
COMPARTMENTS FOR
PAPERS



HIGHQUALITY MATERIAL

COMPAREMENTS FOR UNIFORM
SIZED TUBES OF CANNABIS PRODUCT
OR EXTRA STORAGE




EXTRA COMPARTMENT FOR HOLDING
TOOLS AND FILTERS.












STORYBOARD



To prepare for your rolling,
grab your REGAL ROLLER



Open magnetic snaps at the top of
the tray.



Snap together on BOTH end
sides




Flip the pannels underneath the
tray



Open tray to reveal all the accessories and lay flat



Connect magnetic snaps at end of tray to create border



Connect top pannel magnetic snaps to bottom of tray.



Place on any surface and enjoy your rolling experience!!!

NEXT STEPS AND FUTURE EXPLORATION

Through the extensive research I pursued in this final year, I have learned a lot about the cannabis industry and its gains and losses since its legalization, as well as its future in the Canadian market. Although this was a controversial topic and choice for a thesis project, I learned much about the development through the ages of cannabis and its development through societies and its deep connections to cultures. I wish to take a deeper look into the cannabis design industry and into the development of future practices and devices. I approached this topic in a traditional setting, and am interested in the modern practices of cannabis culture.

BIBLIOGRAPHY

1. Weedmaps Editors. (2021, August 10). Flower. Weedmaps. <https://weedmaps.com/learn/dictionary/flower>
2. E, V. (2021, September 10). Visiting Shashemene, Ethiopia's Rastafari Community. [ethiopiaonlinevisa.com](https://www.ethiopiaonlinevisa.com/shashemene-rastafari-community/). Retrieved December 15, 2022, from <https://www.ethiopiaonlinevisa.com/shashemene-rastafari-community/>
3. Cannabis (Marijuana) DrugFacts. (2022, March 22). National Institute on Drug Abuse. <https://nida.nih.gov/publications/drugfacts/cannabis-marijuana>
4. Leafly. "Joints Vs. Blunts Vs. Spliffs: What's the Difference?" Leafly, 28 Sept. 2022, www.leafly.ca/learn/consume/smoke/difference-between-joints-blunts-spliffs.
5. Hiatt, E. (2021, November 21). Rolling Trays: A Complete Guide. PotGuide. <https://pot-guide.com/blog/article/rolling-trays/>
6. Just a moment. . . (n.d.). <https://dataintelo.com/report/global-rolling-tray-market/>
7. Weed Grinder Guide: What's Best for Your Herb Grinders? (2018, December 7). <https://marijuanapackaging.com/blogs/resources/weed-grinder-guide-what-do-you-want-from-your-herb-grinders>
8. Smoke Cartel. (2014b, May 22). Everything You Need to Know About Glass Joint, Sizes, and Shapes. Retrieved December 16, 2022, from <https://www.smokecartel.com/pages/everything-you-need-to-know-about-glass-joint-sizes-and-shapes>
9. Franciosi, A. (2019, October 25). Rolling Papers: The Ultimate Guide. Honest Marijuana. <https://honestmarijuana.com/rolling-papers/>
10. Gregori, B. (2021, February 24). How the Right Packaging Can Help Grow Your Cannabis Business. Tree Hugger Containers. <https://www.treehuggercontainers.com/thc-blog/how-the-right-packaging-can-help-grow-your-cannabis-business>

APPENDIX

Figure 1.

<https://www.shutterstock.com/image-photo/partial-view-girl-rolling-joint-260nw-1435605800.jpg>

Figure 2.

<https://honestmarijuana.com/rolling-papers/>

Figure 3.

https://stylexcloud.2dimg.com/1/raw-original-rolling-tray-family-1_ee09da6018.jpg

Figure 4.

<https://materialdistrict.com/wp-content/uploads/2017/05/sileather-90s-pla1075-3.jpg>