

My  
Sketch  
Books

← Largest one

↙  
Smallest  
one

↑  
medium

WELCOME TO MY SKETCHBOOK PROJECT!

# SketchBook And Journal

Sketchbooks and Journals are different ways to record memories. Sketchbooks are a visual expression approach, leaning towards a stream of consciousness, that shows more of your feelings and observations of what is around you. Journals favor expression in words. It is more like a reflection of the events and happenings of the day. I usually sit by my desk on a quiet evening, recall the events of the day, and write down my feelings.

AA4BCU  
炸子? film!

Plaster/Kiln Yuan

Abba,

Andrew?  
over?

AA4(B)

Right  
hand

= sand  
casting



6-72444444444444444444

这是... 第一... 第二... 第三... 第四... 第五... 第六... 第七... 第八... 第九... 第十... 第十一... 第十二... 第十三... 第十四... 第十五... 第十六... 第十七... 第十八... 第十九... 第二十... 第二十一... 第二十二... 第二十三... 第二十四... 第二十五... 第二十六... 第二十七... 第二十八... 第二十九... 第三十... 第三十一... 第三十二... 第三十三... 第三十四... 第三十五... 第三十六... 第三十七... 第三十八... 第三十九... 第四十... 第四十一... 第四十二... 第四十三... 第四十四... 第四十五... 第四十六... 第四十七... 第四十八... 第四十九... 第五十... 第五十一... 第五十二... 第五十三... 第五十四... 第五十五... 第五十六... 第五十七... 第五十八... 第五十九... 第六十... 第六十一... 第六十二... 第六十三... 第六十四... 第六十五... 第六十六... 第六十七... 第六十八... 第六十九... 第七十... 第七十一... 第七十二... 第七十三... 第七十四... 第七十五... 第七十六... 第七十七... 第七十八... 第七十九... 第八十... 第八十一... 第八十二... 第八十三... 第八十四... 第八十五... 第八十六... 第八十七... 第八十八... 第八十九... 第九十... 第九十一... 第九十二... 第九十三... 第九十四... 第九十五... 第九十六... 第九十七... 第九十八... 第九十九... 第一百...

2023年... 2024年... 2025年... 2026年... 2027年... 2028年... 2029年... 2030年... 2031年... 2032年... 2033年... 2034年... 2035年... 2036年... 2037年... 2038年... 2039年... 2040年... 2041年... 2042年... 2043年... 2044年... 2045年... 2046年... 2047年... 2048年... 2049年... 2050年... 2051年... 2052年... 2053年... 2054年... 2055年... 2056年... 2057年... 2058年... 2059年... 2060年... 2061年... 2062年... 2063年... 2064年... 2065年... 2066年... 2067年... 2068年... 2069年... 2070年... 2071年... 2072年... 2073年... 2074年... 2075年... 2076年... 2077年... 2078年... 2079年... 2080年... 2081年... 2082年... 2083年... 2084年... 2085年... 2086年... 2087年... 2088年... 2089年... 2090年... 2091年... 2092年... 2093年... 2094年... 2095年... 2096年... 2097年... 2098年... 2099年... 2100年...


better memory)  
ish

note shown  
group:  
2 person 1

next week:

# Peeking

I began to reflect on why I was better at drawing people's movements than their facial features when I sketched. Recently I realized this bothered me. Designing objects and depicting feelings require inspiration from reality, and the sketchbook acts as another external brain, assisting me in remembering more. I have collected landscapes, figures, and feelings; however, I need more details to be added to the paintings. I realize this is due to my lack of eye contact, and the drawings are more like I am peeking into the world rather than looking at it in great detail.



Long Bench

Mimico

## Stained Glass Imitation Porcelain Tile

This porcelain tile is the origin of my current project. I used different materials to create stained glass-inspired patterns on a piece of porcelain. Stained glass combines iron-work and glass art by framing the glass with metal, creating a lined effect that traps colors within the lines. The metal lines also divide the glass of different textures, creating a sense of depth for these colored window panes. In this porcelain tile, I used thick slip to create a similar dividing effect to metal lines and smooth slip to create the effect of smooth glass, emphasizing these petals in the tile and forming a slightly raised relief effect in the plane. Then I used heavy underglaze to imitate flat colored glass. I like the different layers formed by the different textures of glaze and slip on the surface of the clay, especially the relief effect created by these materials. Therefore, I continued to study the decorative effects of slip and glaze on the surface of the clay body as part of the "Sketchbook" project.



# Materials for Make Low-Relief Surface

Stoneware Slip: The lines that are squeezed out through a syringe are smooth and fluid, with a relatively thick stroke.

Gloop: The lines that are squeezed out through a syringe are smooth but relatively sharp, with a matte texture and subtle cracks, and a thick stroke.

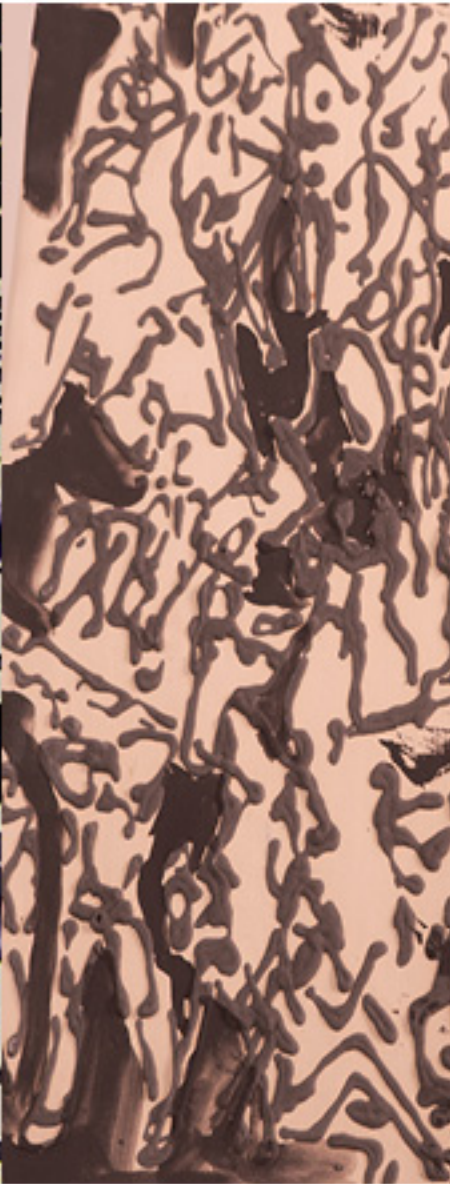
Casting porcelain slip: The lines that are squeezed out through a syringe are smooth and clear. By adding varying amounts of white vinegar, the relief effect can range from thin to heavy. It is quick to shape, but the downside is that it can only be used on the surface of porcelain in the leather-hard state.

Calyx: This is the easiest way to build a low-relief surface, but it will not remain the ink drawing-line strokes.





Stoneware Slip



Gloops



Casting-Porcelain Slip



Clay


## Figures, Daily Practices and Me

This work is the opening page of my "Sketchbook" project. For me, the sketchbook is like a diary, reflecting memories I keep in my mind. I like to draw people I see in my daily life in my sketchbook. They might have caught my attention because of a particular action or an interesting outfit, or maybe it was the atmosphere that made me want to remember that moment. Unconsciously, I have recorded many people's movements and postures in my sketchbook, so much so that I can reproduce them on this title page. The person in the middle is me, observing the world. This work expresses my confusion about memory, as memories enter my brain and affect my life whether I want them to or not. When I draw these people, I draw them very densely, like raindrops surrounding me, but I can't remember where I saw these people.

And the left is another version of the title page for my "Sketchbook" project. I use the Glaze gloop to make the strokes more fluid and give them some texture. I changed the previous question mark to a gesture of reaching out to touch, which expresses my anxiety about practicing. Sometimes, I feel anxious and force myself to draw, making it difficult for me to observe things in detail. The quick sketches of people drawn with a Glaze gloop and black underglaze are more fluid and highlight the dizziness caused by anxiety. This porcelain tile has hanging hooks in the four corners and is designed to be hung on a wall as decoration.



by Jeannie



by Jeannie



by Jeannie

## Story tiles#1: "THE BAD CAT"

This is another drawing style in my sketchbook, a simple storyboard. I usually use this style to record some interesting and happy stories in my life because I found that when I was a child, reading pictures helped me better understand stories than reading words, and simple sketches usually do not come with too much complex visual information. I like this simple and clear expression, especially when making such daily small story sketches. This porcelain tile was cut into the shape of a book page, and the damp sponge was used to gently rub and pull the corners, similar to the process of pulling cup handles, giving the porcelain tile a curled paper texture. The casting porcelain is relatively stable in shaping, dries quickly, and becomes smoother and more controllable when white vinegar is added to the casting slip, making it easier to draw on the porcelain tile with a syringe.

2022.10.07.

### Bad Cat



by Jeyamini

# "How to Scare off a Bee"

(For the Phobia People)



Just kidding



"okay, at least this cat is BRAVER than me."





## Story Tiles#2: "HOW TO SCARED A BEE AWAY"

This is a story tile inspired by the bamboo menu boards commonly found in Chinese and Japanese restaurants. To achieve the same effect, I cut the porcelain tile into small pieces and used a wet sponge to bend them, giving them a curved form similar to bamboo. Then, I drew each frame of the comic on each tile. I prefer this method over simply drawing on a large tile, as these small story tiles make for beautiful and interesting wall decorations. This piece is personal to me, as it serves as a way to preserve and share a memory.

## The Journal Pot

I tried to apply the black and white journal sketches from my sketchbook to functional pieces, such as this one that depicts my pet cat, my roommate, and me on the surface of the sugar jar. The jar lid shows how my cat runs around the house and how my roommate thinks I am like a parrot when I hum while making pottery. This sugar jar was made of white stoneware with black underglaze and transparent glaze.





